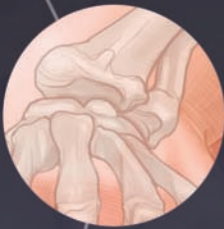


SMALL JOINT ANCHORS WITH ORTHOCORD™

Your
Solution!



ORTHOCORD suture provides a supple solution for soft tissue fixation while maintaining strength and knot security

AMAZINGLY SMALL

The smallest choice for allowing multiple points of fixation and restoration of natural footprint

STRONG RIGID FIXATION

Secure fixation throughout the tissue healing process

HAND REPAIR

WRIST & ELBOW REPAIR

FOOT & ANKLE REPAIR

CRANIOFACIAL

ORDERING INFORMATION




Johnson & Johnson
Family of Companies

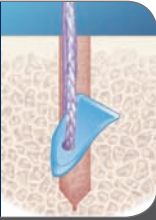
WORLDWIDE PARTNER

AN EXCELLENT COMBINATION OF SIZE and STRENGTH

Micro Anchor

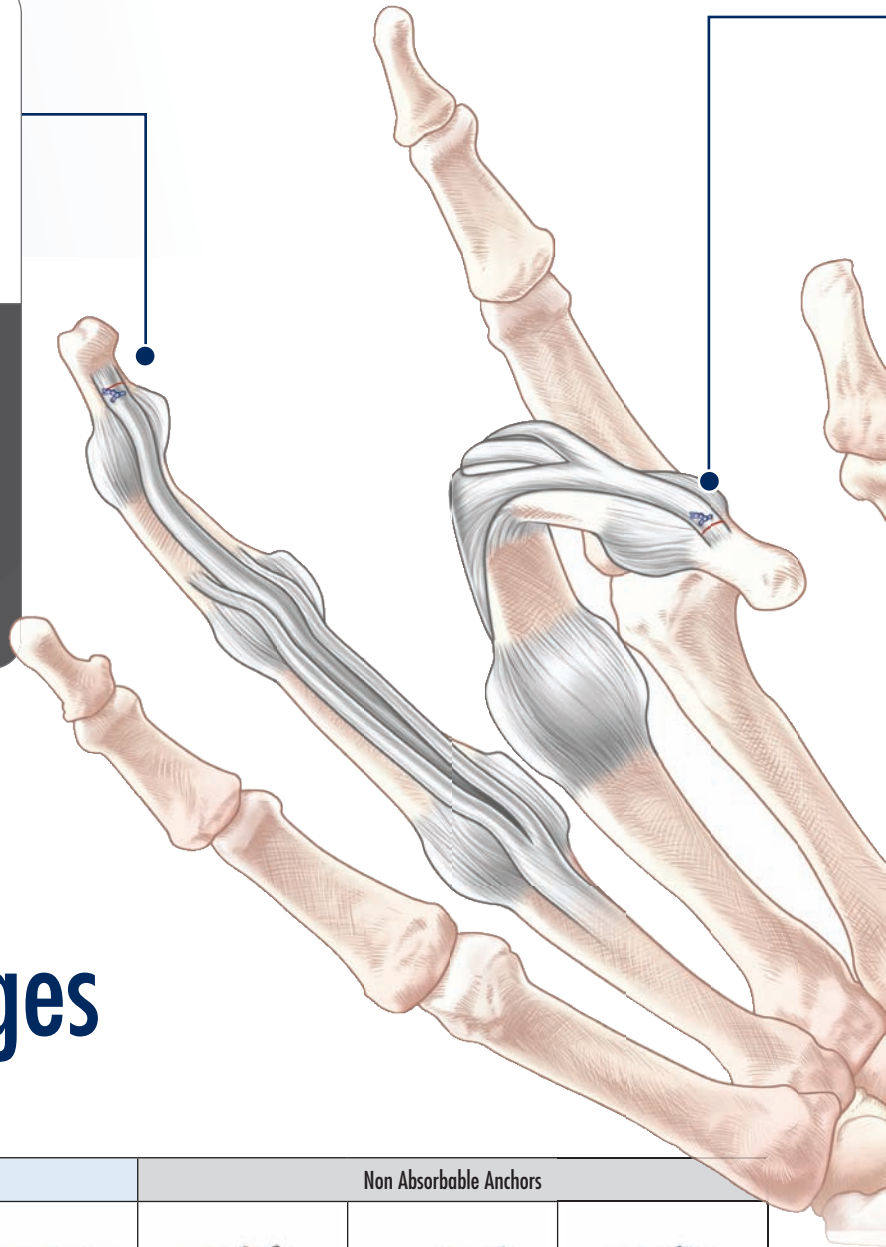
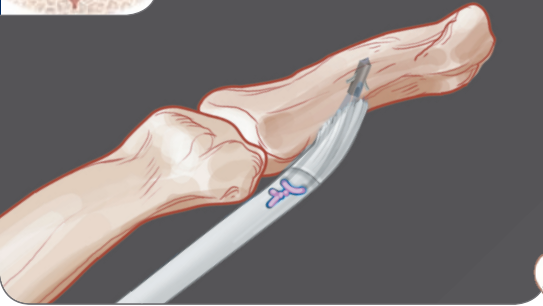


MICROFIX™








FDP Repair (Jersey finger)

Flexor digitorum profundus tendon insertion reattached to the anterior base of the distal phalange using two Micro or two MICROFIX Anchors.



HAND REPAIR **Phalanges**

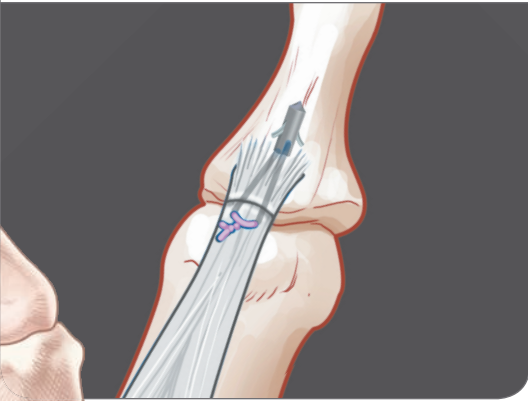
	Absorbable Anchors		Non Absorbable Anchors		
					
Repair	MICROFIX QA+ w/drill	MINILOK™ QA+ w/drill	Micro QA+ w/drill	Mini QA+ w/drill	TACIT® QA+ Hand w/drill
Anchor Diameter (mm)	1.6	2.3	1.3 w/2.7 arc span	1.8 w/5.5 arc	2.0
Anchor Depth (mm)	2.7	5.1	3.7	5.4	3.5
FDP repair	yes		yes		
Ulnar collateral repair	yes	yes	yes	yes	
Scapholunate repair		yes		yes	yes
Mallet finger	yes		yes		
Boutonnière deformity	yes	yes	yes	yes	
Swan neck deformity	yes	yes	yes	yes	



Micro Anchor

Extensor tendon repair (Mallet finger)

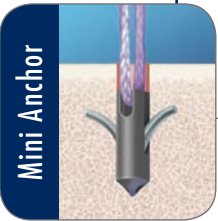
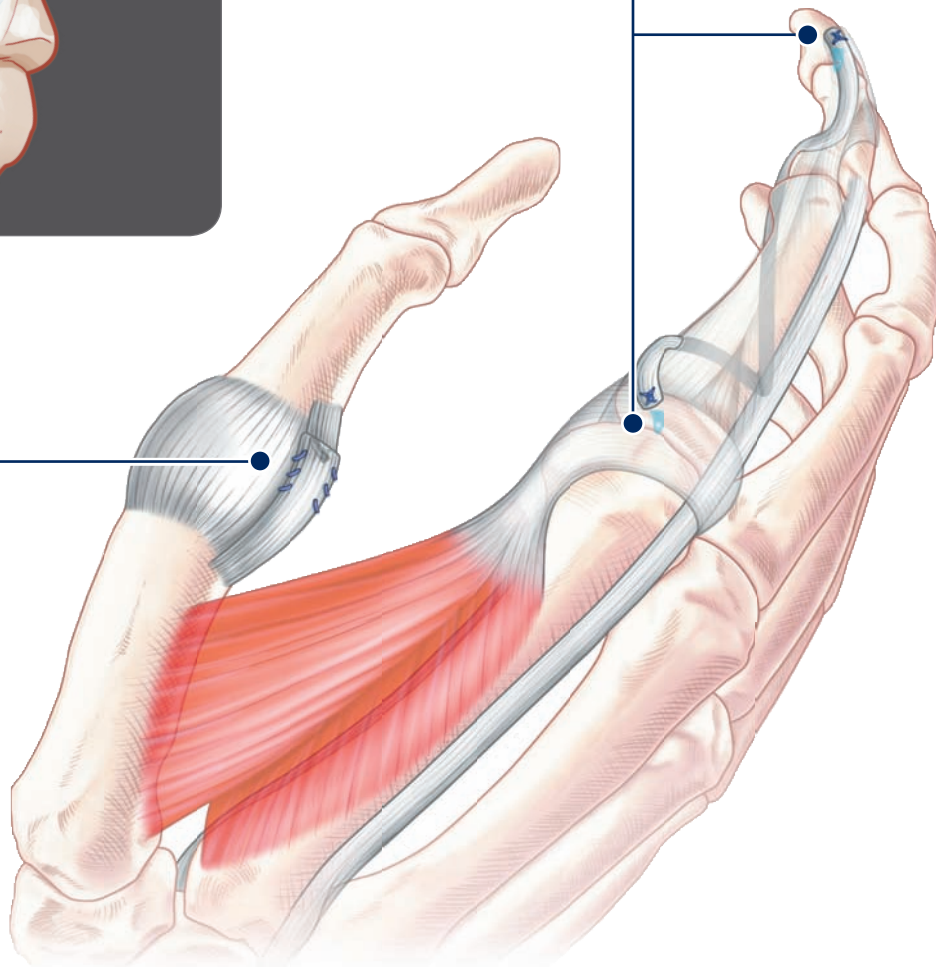
Extensor tendon insertion reattached to the dorsal base of the distal phalange using two Micro Anchors.



MICROFIX

Swan neck or Boutonnière deformity (injury to the finger tendons that prevent full extension) surgical repair

Swan neck deformity corrected using two MICROFIX Anchors to attach palmaris longus tendon graft spiral oblique retinacular ligament (SORL) to the proximal dorsal side of the distal phalange and to the proximal phalange.



Mini Anchor

Ulnar collateral surgical repair

Ulnar collateral ligament reattached to the metacarpophalangeal (MP) joint of the proximal phalanx using a Mini or MINILOK Anchor.



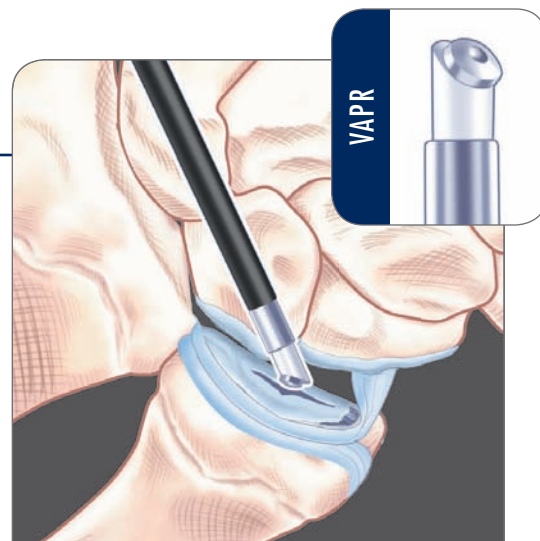
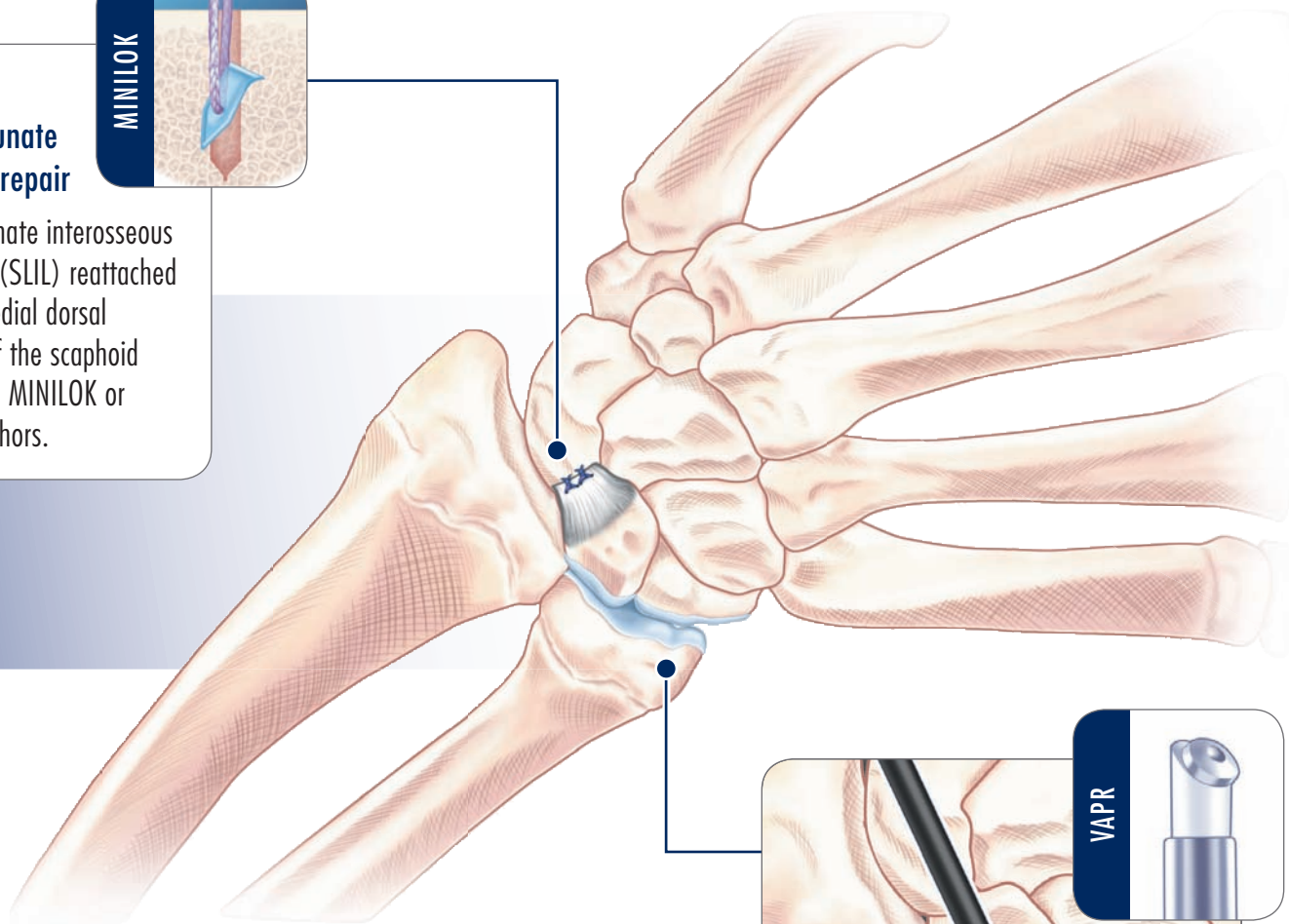
AN EXCELLENT COMBINATION OF SIZE and STRENGTH



MINILOK

Scapholunate surgical repair

Scapholunate interosseous ligament (SLIL) reattached to the medial dorsal surface of the scaphoid using two MINILOK or TACIT Anchors.






VAPR

WRIST REPAIR Carpals

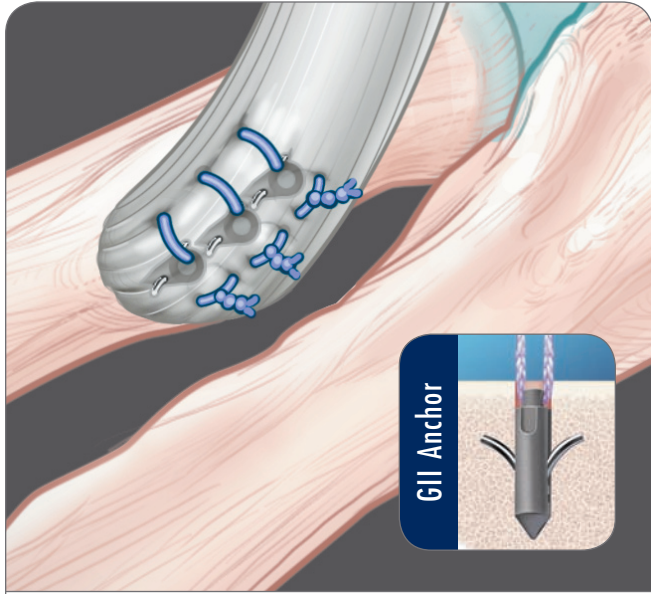
TFCC repair

Triangular FibroCartilage Complex debridement using wedge effect VAPR® Radiofrequency Electrode. The 2.3mm diameter, malleable tip and short design makes these VAPR electrodes useful for hard-to-reach areas of the elbow, wrist and ankle. The solid tip design delivers controlled energy to precisely where it is needed to cut and contour soft tissue.



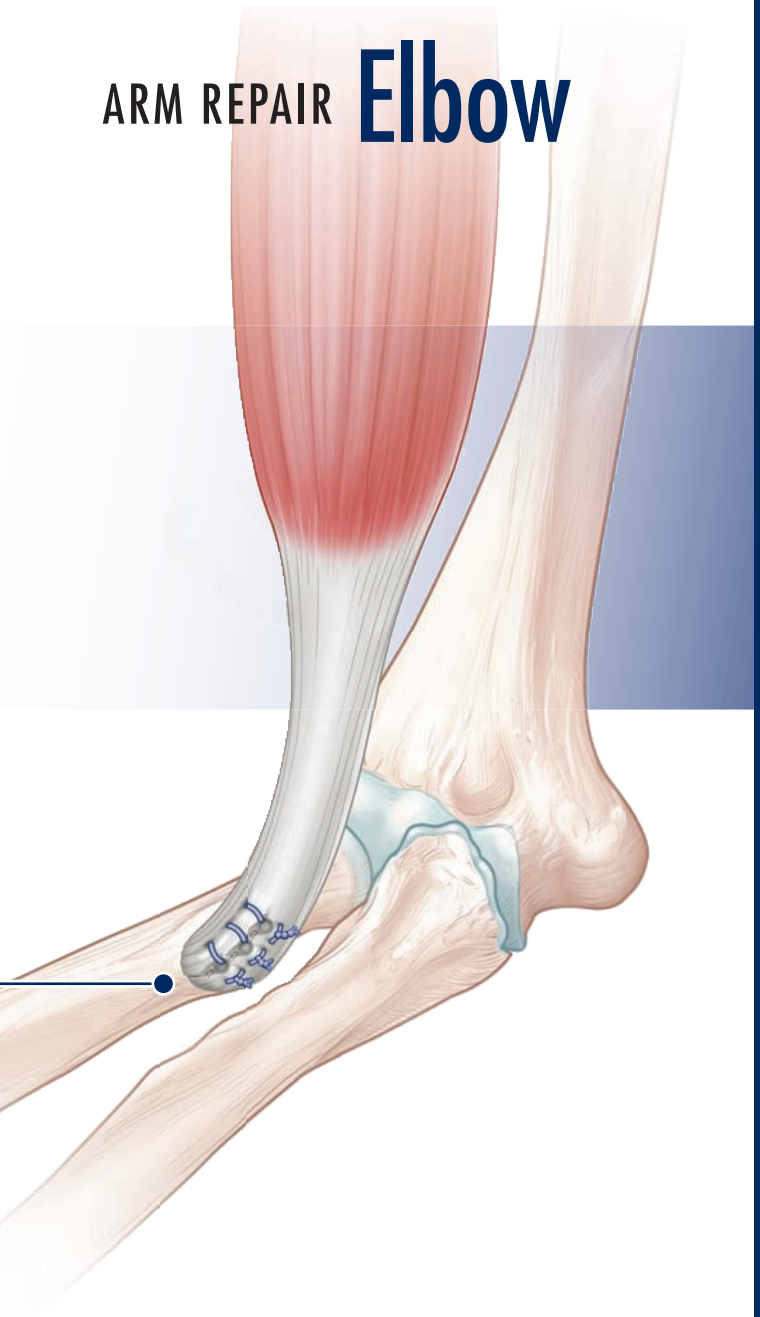
			
Repair	Short Wedge Electrode	Short Side Electrode	VAPR TC (Temperature Control) Electrode
Electrode Diameter (mm)	2.3	2.3	2.3
Length (mm)	85	85	
Wrist	yes	yes	yes
Elbow	yes	yes	yes

ARM REPAIR **Elbow**








Distal biceps tendon repair

Distal biceps tendon insertion reattached to radial tuberosity using three GII™ or Super Anchors.



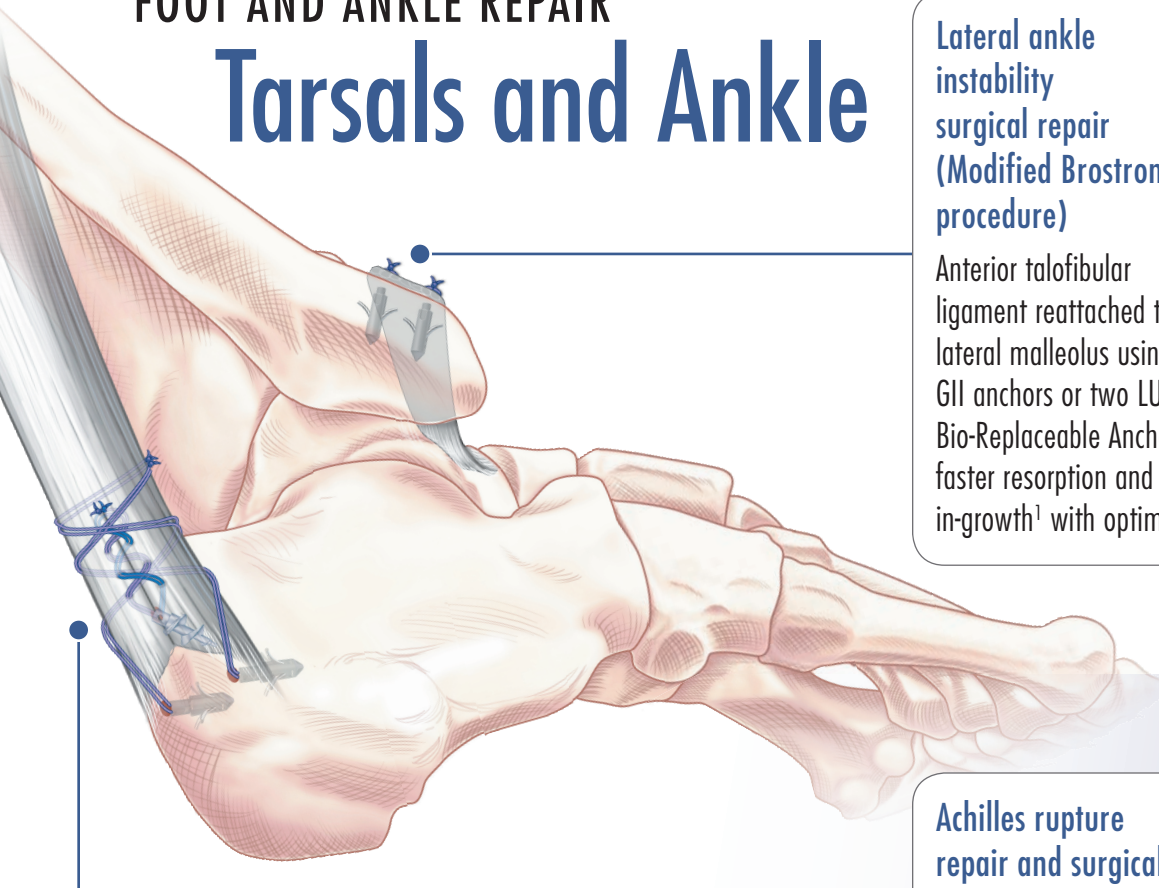
STRADA™ Small Joint Arthroscopic Instrumentation for Wrist & Elbow Arthroscopy

					
Dimensions	Grasper	Scissors	Punch- Straight, Right, Left, Down	Large Punch	Probe- Straight, 30°, 90°
Diameter (mm)	2.5	2.5	2.1	2.7	1
Length (mm)	90	90	90	90	65

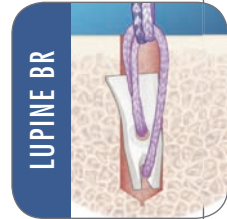


FOOT AND ANKLE REPAIR

Tarsals and Ankle


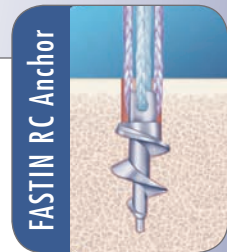


Lateral ankle instability surgical repair (Modified Brostrom procedure)





Anterior talofibular ligament reattached to the lateral malleolus using two GII anchors or two LUPINE Bio-Replaceable Anchors offers complete, faster resorption and demonstrated bone in-growth¹ with optimal pullout strength.

Achilles rupture repair and surgical repair from Haglund's deformity (heel protuberance)








Middle split of Achilles tendon repaired with the four suture ends of the FASTIN RC anchor; two Super Anchors inserted medially and laterally in calcaneus to hold sutures anchoring the Achilles tendon.



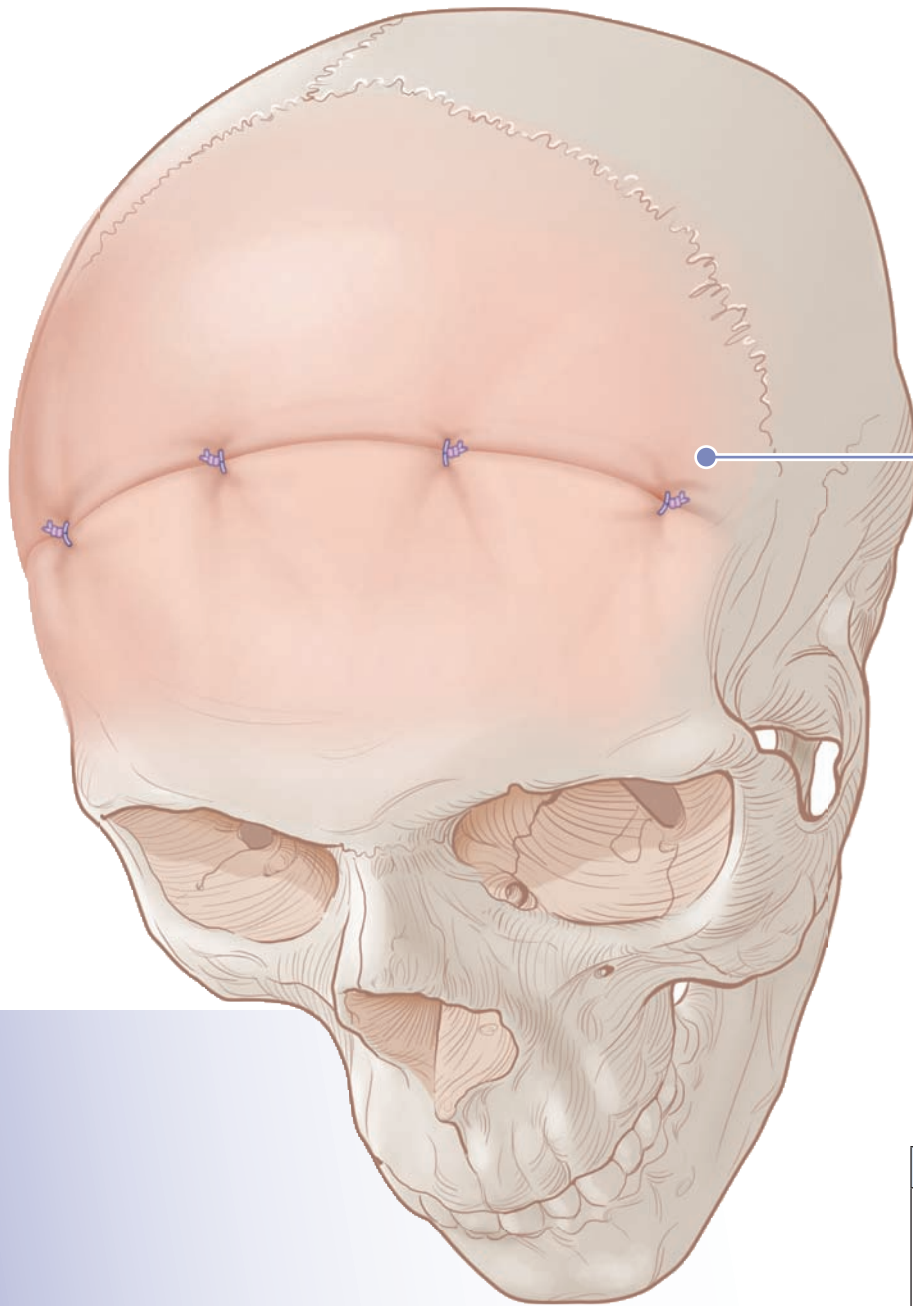
			
Repair	Short Wedge Electrode	Short Side Electrode	VAPR TC (Temperature Control) Electrode
Electrode Diameter (mm)	2.3	2.3	2.3
Length (mm)	85	85	
Wrist	yes	yes	yes
Elbow	yes	yes	yes

STRADA™ Small Joint Arthroscopic Instrumentation for Ankle Arthroscopy

					
Dimensions	Grasper	Scissors	Punch- Straight, Right, Left, Down	Large Punch	Probe- 30°, Straight, 90°
Diameter (mm)	2.5	2.5	2.1	2.7	1
Length (mm)	90	90	90	90	65






AN EXCELLENT COMBINATION OF SIZE and STRENGTH



Browlift


Four evenly spaced MICROFIX Anchors or TACIT Anchors along the incision line behind the hairline hold and secure desired lift.

CRANIOFACIAL Browlift

	Absorbable Anchors	Non Absorbable Anchors	
			
	MICROFIX QA+ w/drill	Micro QA+ w/drill	TACIT QA+ Hand w/drill
Anchor Diameter (mm)	1.6	1.3 w/2.7 arc span	2.0
Anchor Depth (mm)	2.7	3.7	3.5
Browlift	yes		yes
Lateral canthoplasty	yes	yes	
Chin Reconstruction	yes		
Facial slings & mid face lift	yes	yes	
Nasal valve suspension	yes	yes	

Repair

Anchor Diameter (mm)	1.6	1.3 w/2.7 arc span	2.0
Anchor Depth (mm)	2.7	3.7	3.5
Browlift	yes		yes
Lateral canthoplasty	yes	yes	
Chin Reconstruction	yes		
Facial slings & mid face lift	yes	yes	
Nasal valve suspension	yes	yes	



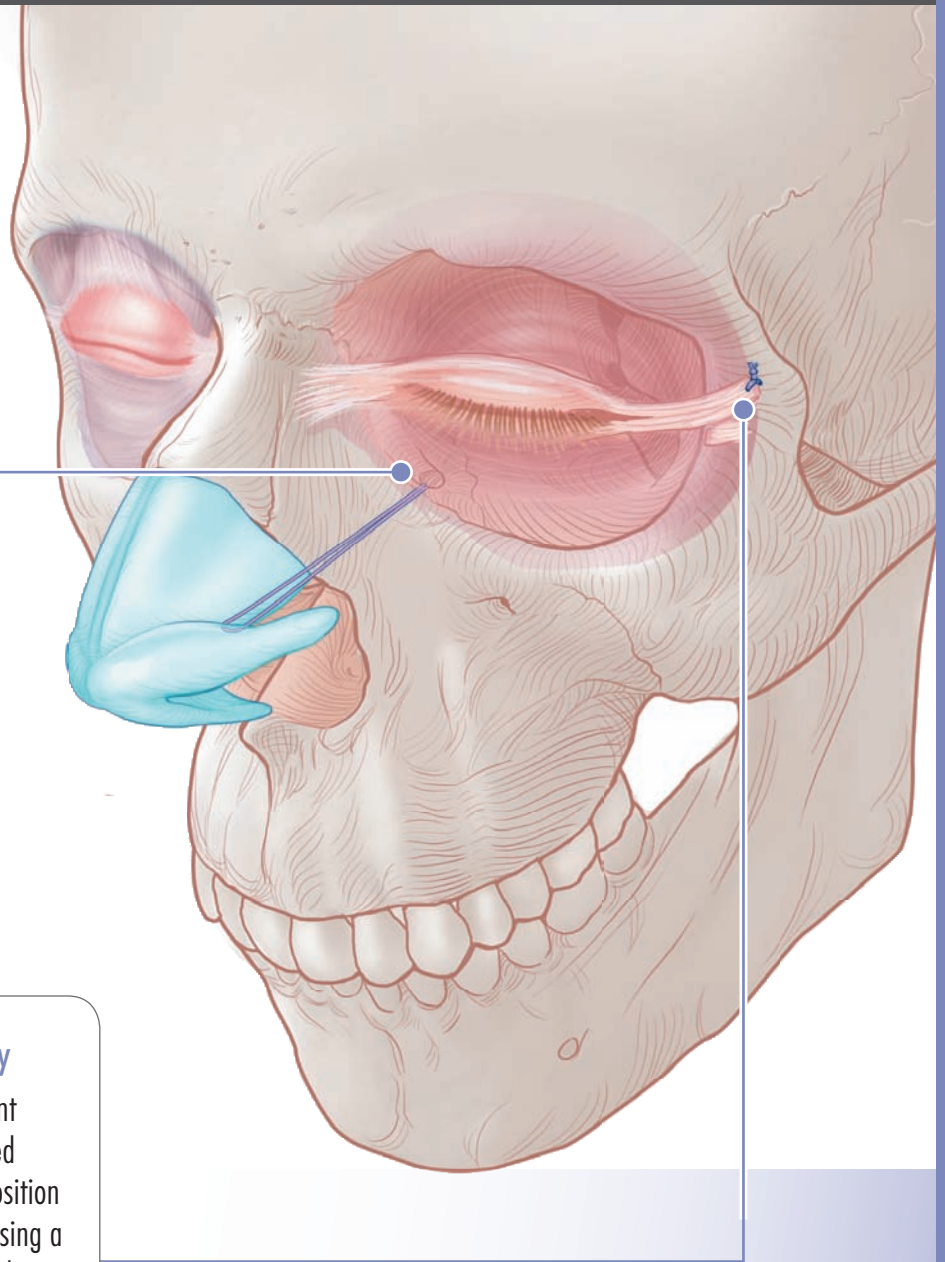
Nasal Valve Suspension

ORTHOCORD suture passed under subcutaneous tissue to nasal valve area and looped through lower and upper cartilage; attached just under orbital rim with a Micro or MICROFIX Anchor.



Lateral Canthoplasty

Lateral canthal ligament released and reattached superior to previous position on lateral orbital rim using a MICROFIX or Micro Anchor.



CRANIOFACIAL NVS and Lateral Canthoplasty



Ordering Information



Mini Anchors



Catalog #	Description	Quantity	Order Qty
212038	Mini QUICKANCHOR™ Plus w/ #0 ORTHOCORD™ (OS-2) w/Bit	1/box	
212133	Mini QUICKANCHOR Plus w/ #0 ETHIBOND® (OS-2)	1/box	
212035	Mini QUICKANCHOR Plus w/ #2/O ORTHOCORD (V-5)	1/box	
212033	Mini QUICKANCHOR Plus w/ #2/O ETHIBOND (V-5)	1/box	
211083	Mini Drill Bit, 2.1mm	1/box	
213072	Mini Drill Guide	1/box	
215200	Generic Small Joint Tray	1/box	

MINILOK™ Anchors



Catalog #	Description	Quantity	Order Qty
212849	MINILOK QUICKANCHOR Plus w/ #0 ORTHOCORD (OS-2) w/Bit	1/box	
212850	MINILOK QUICKANCHOR Plus w/ #0 ETHIBOND (OS-2) w/Bit	1/box	
212853	MINILOK QUICKANCHOR Plus w/ #2-O ORTHOCORD (V-5) w/Bit	1/box	
212854	MINILOK QUICKANCHOR Plus w/ #2-O ORTHOCORD (RB-1) w/Bit	1/box	
212851	MINILOK QUICKANCHOR Plus w/ #2/O ETHIBOND (V-5) w/Bit	1/box	
212852	MINILOK QUICKANCHOR Plus w/ #2/O PANACRYL® (RB-1) w/Bit	1/box	

Micro Anchor



Catalog #	Description	Quantity	Order Qty
212843	Micro QUICKANCHOR Plus w/ #3/O ORTHOCORD (V-4) w/Bit	1/box	
212865	Micro QUICKANCHOR Plus w/ #3/O ETHIBOND (V-4) w/Bit	1/box	
212831	Micro QUICKANCHOR Plus w/ #3/O ETHIBOND (V-4) w/Bit	1/box	
212041	Micro QUICKANCHOR Plus w/ #4/O ORTHOCORD (C-1) w/Bit	1/box	
212042	Micro QUICKANCHOR Plus w/ #4/O ORTHOCORD (P-3) w/Bit	1/box	
212801	Micro QUICKANCHOR Plus w/ #4/O ETHIBOND (C-1) w/Bit	1/box	
212811	Micro QUICKANCHOR Plus w/ #4/O ETHIBOND (P-3) w/Bit	1/box	
212866	Micro QUICKANCHOR Plus w/ #4/O ETHIBOND (C-1) w/Bit	1/box	
212867	Micro QUICKANCHOR Plus w/ #4/O ETHIBOND (P-3) w/Bit	1/box	

MICROFIX™ Anchors



Catalog #	Description	Quantity	Order Qty
212859	MICROFIX QUICKANCHOR Plus w/ #3/O ORTHOCORD (V-4) w/Bit	1/box	
212855	MICROFIX QUICKANCHOR Plus w/ #3/O ETHIBOND (V-4) w/Bit	1/box	
212045	MICROFIX QUICKANCHOR Plus w/ #4/O ORTHOCORD (C-1) w/Bit	1/box	
212044	MICROFIX QUICKANCHOR Plus w/ #4/O ORTHOCORD (P-3) w/Bit	1/box	
212856	MICROFIX QUICKANCHOR Plus w/ #4/O ETHIBOND (C-1) w/Bit	1/box	
212857	MICROFIX QUICKANCHOR Plus w/ #4/O ETHIBOND (P-3) w/Bit	1/box	

TACIT® Threaded Anchors



Catalog #	Description	Quantity	Order Qty
212036	TACIT QUICKANCHOR w/#2/O ETHIBOND (V-5) w/ Hand Drill Bit, 1.7mm	1/box	
212236	TACIT QUICKANCHOR w/#2/O ETHIBOND (V-5) w/ Cranio Drill Bit, 1.7mm	1/box	

LUPINE™ BR (Bio-Replaceable) & BIOKNOTLESS™ BR Anchors



Catalog #	Description	Quantity	Order Qty
210711	LUPINE BR Anchor w/ #2 ORTHOCORD	1/box	
210712	LUPINE BR Anchor w/ #2 DS (Dual Suture) ORTHOCORD	1/box	
212722	BIOKNOTLESS BR Anchor w/ #2 ORTHOCORD	1/box	
212723	BIOKNOTLESS BR Anchor w/ #2 PANACRYL	1/box	

LUPINE™ BR & BIOKNOTLESS™ BR Instrumentation

Catalog #	Description	Quantity	Order Qty
213819	Stabilization Saw Tooth Drill Guide	1/box	
211033	2.9mm Drill Bit	1/box	
214639	Obturator	1/box	
214646	CordCutter	1/box	

GII™ & Super Anchors



Catalog #	Description	Quantity	Order Qty
222983	GII QUICKANCHOR PLUS® w/ #2 ORTHOCORD (CP-2)	1/box	
212034	GII QUICKANCHOR PLUS w/ #2 ETHIBOND (CP-2)	1/box	
212134	GII QUICKANCHOR PLUS w/ #2 PANACRYL (CP-2)	1/box	
222984	Super QUICKANCHOR Plus w/ #2 DS ORTHOCORD (CP-2)	1/box	
212032	Super QUICKANCHOR Plus w/ #2 ETHIBOND (CP-2)	1/box	
212135	Super QUICKANCHOR Plus w/ #2 PANACRYL (CP-2)	1/box	

GII & Super Anchor Instrumentation


Catalog #	Description	Quantity	Order Qty
211093	GII Drill Bit, 2.4mm	1/box	
211113	Super/RC Drill Bit, 2.9mm	1/box	
213207	GII/Super/RC Slotted Drill Guide	1/box	
215200	GII Tray (Holds one set of instrumentation)	1/box	

FASTIN® RC Anchors



Catalog #	Description	Quantity	Order Qty
222991	FASTIN RC Anchor w/ Violet/Blue ORTHOCORD, 5mm	1/box	
222722	FASTIN RC Anchor w/ #2 ETHIBOND Excel, 5mm	1/box	
222742	FASTIN RC Anchor w/ #2 PANACRYL, 5mm	1/box	
222992	FASTIN RC Anchor w/ Violet/Blue ORTHOCORD, 6.5mm	1/box	
222762	FASTIN RC Anchor w/ #2 ETHIBOND Excel, 6.5mm	1/box	
222763	FASTIN RC Anchor w/ #2 PANACRYL, 6.5mm	1/box	
222720	FASTIN RC Anchor w/ #2 ETHIBOND Excel, 5mm	5/box	
222740	FASTIN RC Anchor w/ #2 PANACRYL, 5mm	5/box	

STRADA™ Small Joint Instrumentation



Catalog #	Description	Quantity	Order Qty
224200	Grasper, 2.5mm x 90mm	1/box	
224201	Straight Punch, Blunt, 2.1mm x 90mm	1/box	
224202	Right Punch, Blunt, 2.1mm x 90mm	1/box	
224203	Left Punch, Blunt, 2.1mm x 90mm	1/box	
224204	Down Punch, Blunt, 2.1mm x 90mm	1/box	
224205	Large Punch, Blunt, 2.7mm x 90mm	1/box	
224206	Straight Probe, Marked, 1mm x 65mm	1/box	
224207	30° Probe, Marked, 1mm x 65mm	1/box	
224208	90° Probe, Marked, 1mm x 65mm	1/box	
224209	Scissors, 2.5mm x 90mm	1/box	
224210	Small Joint Shear Pin	1/box	
215201	STRADA Small Joint Arthroscopy Tray	1/box	

ORTHOCORD Suture



Catalog #	Description	Quantity	Order Qty
223102	#2 ORTHOCORD Violet w/ (MO-6)	1/box	
223103	#2 ORTHOCORD Violet w/ (OS-6)	1/box	
223104	#2 ORTHOCORD Violet w/ (MO-7)	1/box	
223114	#2 ORTHOCORD Violet/Blue w/ (MO-7)	1/box	
223115	#2 ORTHOCORD Violet/Blue w/ (MO-6)	1/box	
223116	#2 ORTHOCORD Violet/Blue w/ (OS-6)	1/box	
214646	CordCutter	1/box	

VAPR® 3 Radiofrequency System



Catalog #	Description	Quantity	Order Qty
225021	VAPR 3 Generator	1/box	
225023	VAPR 3 Foot Pedal	1/box	
227213	2.3mm Short Side Effect Electrode, w/ Integrated cable 85mm	1/box	
227203	2.3mm Short Wedge Electrode, w/ Integrated cable 85mm	1/box	
225252	2.3mm VAPR TC (Temperature Control) Electrode	1/box	

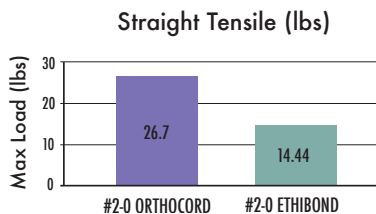
ORTHOCORD™

JUST TIE IT

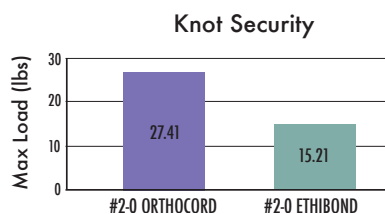
Feel the Strength, Experience the Handling, See the Difference

- ORTHOCORD™ suture is a unique proprietary material of Ultra- High Molecular Weight Polyethylene & PDS (Polydioxanone) which provides a supple solution for soft tissue repair, while maintaining the strength and knot security you want in an orthopaedic suture.
- ORTHOCORD suture allows strong fixation while minimizing postoperative knot mass.
- ORTHOCORD is available in size #2, #0, #2-0, #3-0, & #4-0 on DePuy Mitek Anchors.

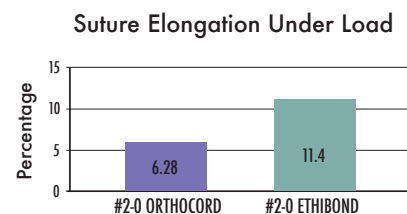
RESULTS OF TESTING



The mean straight tensile of ORTHOCORD suture was 85% higher than the mean straight tensile of ETHIBOND suture.



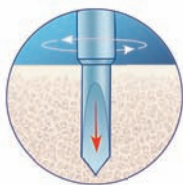
The mean knot security of ORTHOCORD suture was 80% higher than the mean knot security of ETHIBOND suture.



The mean percentage of elongation of ORTHOCORD suture is 45% less than the mean percentage of elongation of ETHIBOND suture.

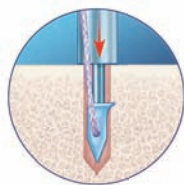
Data on file at DePuy Mitek, Inc.

ANCHOR QUICK TECHNIQUE



Step 1

Pre-drill hole for anchor placement.



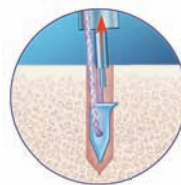
Step 2

Fully insert anchor at same orientation as drill hole.



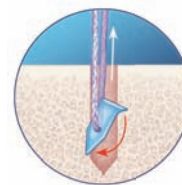
Step 3

Slide the suture cover back and remove suture.



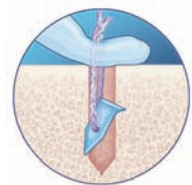
Step 4

Remove inserter.



Step 5

Gently apply 1 pound of force to set anchor in place.



Step 6

Place suture, tie off knots and cut suture.

For more information, call your DePuy Mitek representative at 1-800-382-4682 or visit us at www.depuymitek.com. DePuy Mitek, Inc., 325 Paramount Drive, Raynham, MA 02767.



©DePuy Mitek, Inc. 2007. All rights reserved. Printed in the USA P/N 900979
PANACRYL and ETHIBOND are registered trademarks of ETHICON, Inc. Animal data on file. 08/07

Dyneema™ Purity is a registered trademark of Royal DSM N.V.

